

Moisture Associated Skin Damage (MASD) Pathway

Assessment – Ascertain cause of moisture damage:

Holistically assess patient.

Follow specific management pathway below.

Fungal infection suspected/present – treat and resolve before proceeding with management pathway.

Is the skin damage caused by:

1 Incontinence Associated Dermatitis (IAD)

Source of MASD:

Urine and / or faeces.

Erythema and inflammation of the skin, which may breakdown.



2 Intertriginous Dermatitis (MASD within skin folds)

Source of MASD:

Perspiration +/- friction.

Mild, mirror image erythema on each side of the skin fold, which may breakdown.

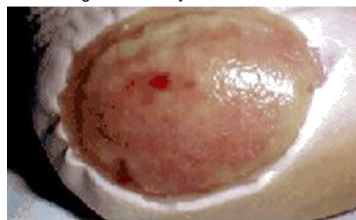


3 Periwound Dermatitis

Source of MASD:

Exudate +/- adhesive skin stripping.

Erythema and inflammation of skin surrounding wound edge which may breakdown.



4 Peristomal Moisture Associated Dermatitis

Source of MASD:

Bodily fluids e.g. urine, faeces.

Inflammation and/or breakdown.



5 Peri-tube Moisture Associated Dermatitis

Source of MASD:

Bodily fluids e.g. gastric, saliva.

Inflammation and/or breakdown.

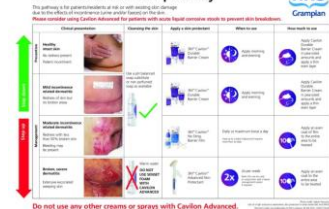


Management

1 Incontinence Associated Dermatitis (IAD)

Refer to Incontinence Skin Care Pathway

Incontinence skin care pathway



2 Intertriginous Dermatitis (MASD within skin folds)

- ☐ Gently lift and separate skin folds
- ☐ Cleanse skin with pH balanced product
- ☐ Pat gently and dry thoroughly
- ☐ Cavilon No Sting Barrier Film to be applied every 24 hours. Frequency can be reduced to 48–72 hours in line with skin improvement
- ☐ Optimise keeping area dry



3 Periwound Dermatitis

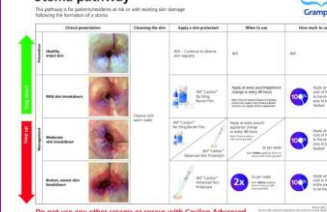
- ☐ Select dressing choice on exudate levels
- ☐ Consider the potential for wound infection
- ☐ Protect peri-wound area from further breakdown, maceration and adhesive trauma. Apply Cavilon No Sting Barrier Film at e.g. 24–72 hours or every dressing change



4 Peristomal Moisture Associated Dermatitis

Refer to Stoma Pathway

Stoma pathway



5 Peri-tube Moisture Associated Dermatitis

Refer to Gastrostomy and Jejunostomy Tube Site Care Pathway



Pathway 2 3 Once skin condition has resolved, discontinue use of Cavilon No Sting Barrier Film unless patient continues to be at high risk of skin breakdown.